



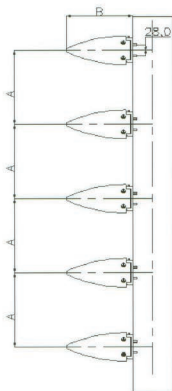
Aerobrise

HunterDouglas

Sun Control

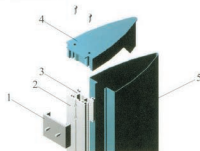


LUXALON® Sun Louvres Systems - Single Aerobrise System



Single Aerobrise Principle Elements

1. Installing Bracket
2. Assembly Channel
3. Press Plate
4. Nylon End Cap
5. Alu. Skin Fin



Fin Measurements of Single Aerobrise:

AB 100 width=100 height=70

AB 150 width=150 height=70

AB 200 width=200 height=70

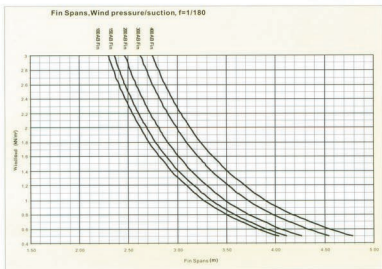
Installation Advice of Single Aerobrise:

Single Aerobrise can be installed either horizontally or vertically. The angle of the fin can be locked in position in increments of 5 degrees by the adjustable fixation bracket.

Center to Center Distance of Fin:


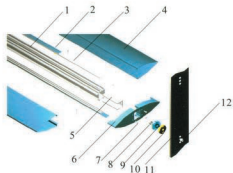
The center to center distance of the fin is calculated according to the solar altitude angle and the solar azimuth angle of where the building is constructed, the direction of building and the width of the fin.

Fin width: AB100 B=116
AB150 B=166
AB200 B=216



Double Aerobrise Fixed System Principle Elements

- | | |
|--------------------|----------------------------------|
| 1. Square Shaft | 7. End Cap Screw |
| 2. Metal Cover | 8. Nut (M10) |
| 3. Butterfly Clamp | 9. Fin Suspension |
| 4. Alu. Skin Fin | 10. Fixation Disk |
| 5. Sliding U | 11. Installation Frame |
| 6. Nylon End Cap | 12. M10 Hexagon Socket-Head Bolt |

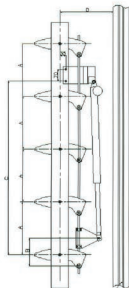



Fixed System

LUXALON® Sun Louvres Systems - Double Aerobrise System

Double Aerobrise Adjustable System Principle Elements

- | | |
|--------------------|--------------------|
| 1. Square Shaft | 6. Axle Lock |
| 2. Metal Cover | 7. Driving End Cap |
| 3. Butterfly Clamp | 8. End Cap Screw |
| 4. Alu. Skin Fin | 9. Axle |
| 5. Bearing Block | |



Adjustable System

Fin Measurements of Double Aerobrise:

AB 300 width=300 height=70

AB 400 width=400 height=92

Installation advice of Double Aerobrise:

Double Aerobrise can be installed either horizontally or vertically.

Fixed System: The angle of the fin can be locked in increments of 5 degrees by the adjustable fixation disk.

Adjustable System: Actuator and driving rod control the fin rotation. The angle range: 0° ~ 120°.

The Assemblage Dimensions of Linear Actuator and The Actuator Suspension (Standard Solutions)

Fin Type	Max. A (adjustable)	B	C	D	Min. D for Standard Control Box
300	295	148	757	270	300
400	395	198	842	341	341

LUXALON® Sun Louvres Systems
 - Single Aerobrise System
 - Double Aerobrise System

LUXALON® Sun Louvres Systems --- Single Aerobrise & Double Aerobrise Technical Data

AluSkin Fin	Pre-coated Aluminum Sheet,
* Alloy	AA3005,H44
* Thickness	0.7mm,1.0mm,1.2mm;
Fin Type :	AB100; AB150; AB200; AB300; AB400
Fin Length :	Calculate depends on the wind load, but not longer than 3800mm;
Surface Coating:	Luxacote or PVDF; any color meeting HDCE standards;

Items	Test Method	Properties
* Coating Thickness	ECCAT1	24 - 32 μ m
* Gloss (60°)	ECCAT2	25 \pm 5 unit
* Color Difference	ECCAT3	<0.7 unit
* Pencil Hardness	ECCAT4	\geq H
* Flexibility/Adhesion	ECCAT7	\leq 1T
* Temperature	ECCAT13	1 H 80° C:paint surface remains intact resistance
* Corrosion Resistance	ECCAT19	3 Years, under creep \leq 2mm(outdoor exposure)
* UV Ray Resistance (Florida exposure)	ECCAT19	No crack/flaking/blistering/chalking for 5 years,color change <\$ unit,gloss loss<50%
* Humidity Resistance	ISO 6270	1000 Hrs, blistering \leq B2S2
* Salt /Acetic Acid Spray Test	ASTM G85	1000 Hrs, under creep \leq 2mm

HUNTER DOUGLAS (MALAYSIA) SDN. BHD. (6929-M)

Lot 493, Persiaran Kuala Selangor, Section 26, 40400 Shah Alam, Selangor Darul Ehsan, Malaysia.

Tel. (03)-5191 2020 Fax. (03) 5191 2885

Email: luxalon@hunterdouglas.com.my Website: www.luxalon.com.my



ISO 9001: 2000
 Registration No: CN03/0148

Authorised Dealer of HunterDouglas

LUXALON®
 SUN LOUVRES SYSTEMS